



2008 Advanced Placement (AP) Report

San Diego Unified School District
Board of Education Meeting
December 9, 2008



Advanced Placement (AP) Program Description

- The AP Program consists of college-level courses and corresponding end-of-course examinations.
- AP courses are developed by a committee of college faculty and AP teachers and are taught at the high schools. AP exams are administered by the College Board.
- Most colleges and universities grant credit, placement, or both to students receiving a qualifying score on an AP exam (usually 3 or higher on a scale of 1 to 5).
- District students who take AP courses and the appropriate exams receive weighted credit.
- In 2007-08, the College Board offered 37 AP courses/exams in 22 disciplines. In 2007-08, SDUSD offered 32 of these courses at 30 of its 31 comprehensive high schools.



List of AP Courses/Exams

Art: Studio Art 2-D Design

Art: Studio Art 3-D Design

Art: Studio Art-Drawing Portfolio

Biology

Calculus AB

Calculus BC

Chemistry

Chinese Language & Culture

Computer Science A

Computer Science AB

Economics: Macroeconomics

Economics: Microeconomics

English Language & Composition

English Literature & Composition

Environmental Science

European History

French Language

French Literature

German Language

Government & Politics: Comparative

Government & Politics: United States

History of Art

Human Geography

Italian Language & Culture

Japanese Language & Culture

Latin: Literature

Latin: Vergil

Music Theory

Physics B

Physics C: Electricity & Magnetism

Physics C: Mechanics

Psychology

Spanish Language

Spanish Literature

Statistics

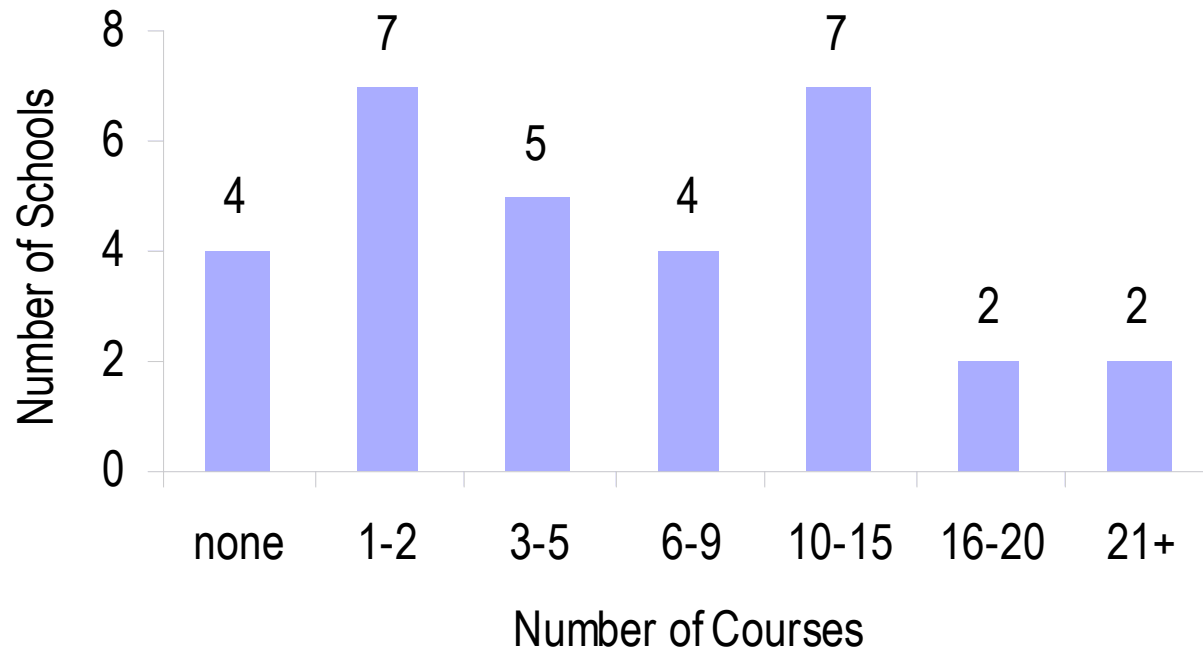
United States History

World History

Courses in grey were not offered by the district in 2007-08.

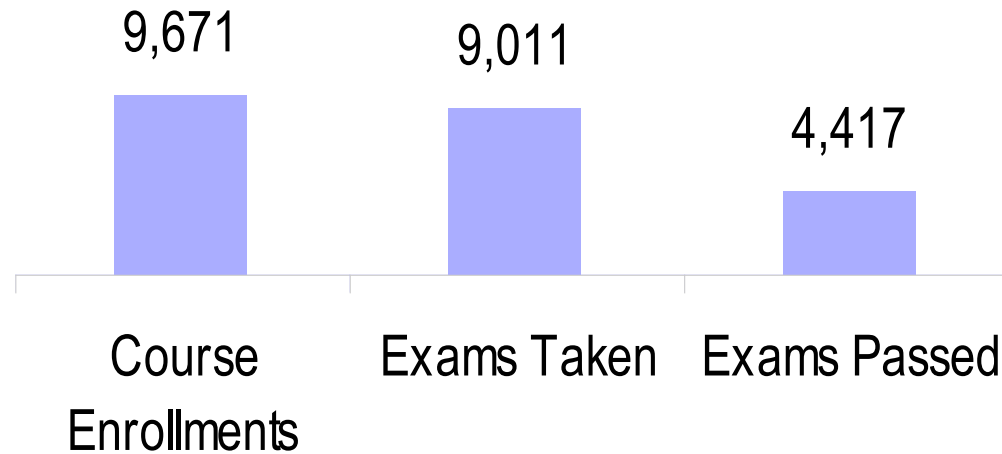


2008 Distribution of AP Course Offerings at Comprehensive High Schools



Note: Three of the four schools without AP course offerings in 2007-08 are part of the Kearny and San Diego High School education complexes. Students at these schools can enroll in AP courses offered by other schools within their complex. San Diego Metro Career Tech is the fourth school without an AP course offering.

2008 AP Course and Exam Count

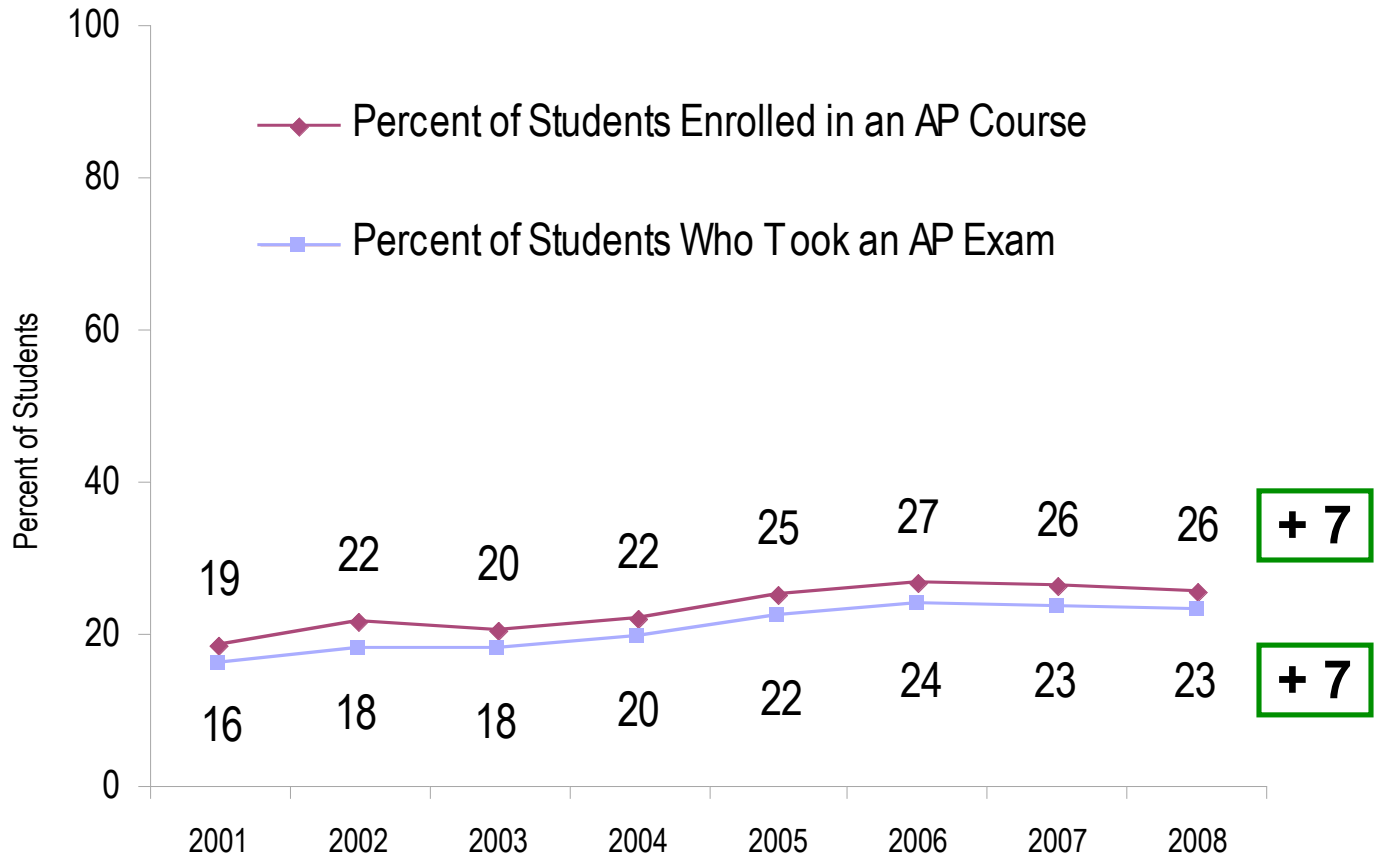


In 2008:

- Approximately 26 percent (5,751 out of 22,492) of Grade 10-12 students were enrolled in at least one AP course.
- 46 percent of these AP course enrollees were enrolled in more than one AP course.



Student AP Participation Rates Based on Grade 10 to 12 Total Enrollment: 2001 to 2008





AP Examinations Pass Rate: 2001 to 2008

In 2008:

- 5,751 out of 22,492 Grade 10 to 12 students were enrolled in 9,671 AP courses (43 per 100).
- 93 percent of these AP enrollments resulted in a corresponding AP exam, or a total of 9,011 exams.
- 49 percent of these AP exams received a passing score.

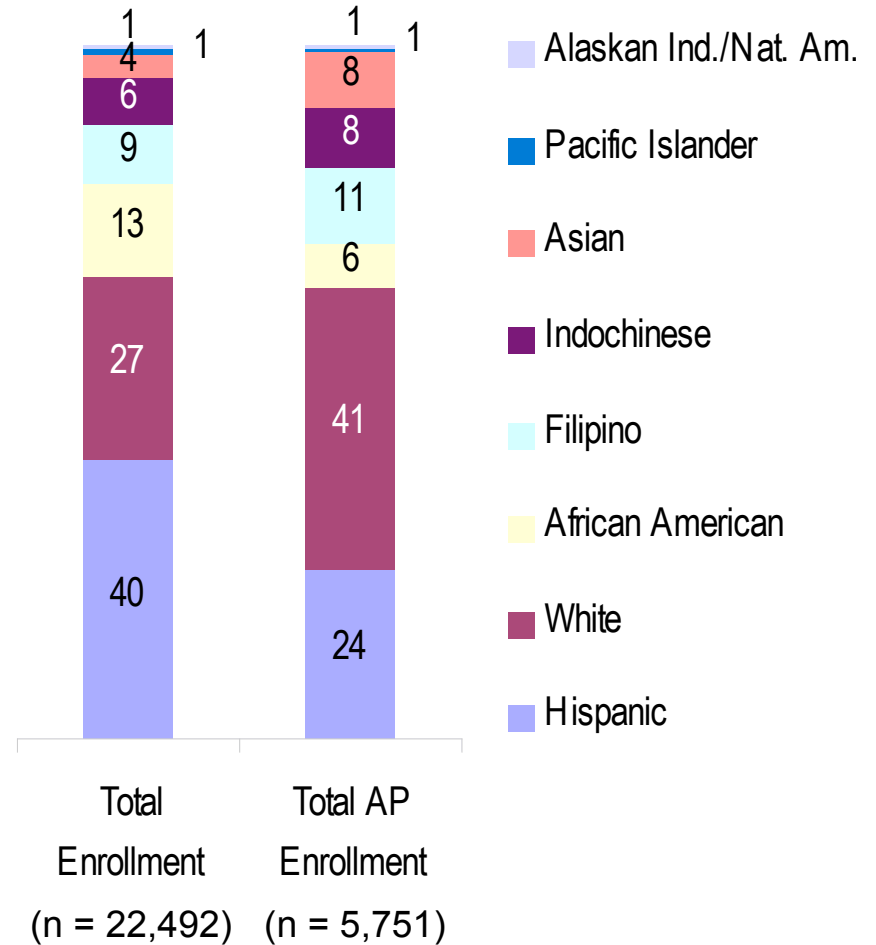
Year	Pass Rate*
2001	50%
2002	51%
2003	52%
2004	49%
2005	45%
2006	46%
2007	48%
2008	49%

*Exams passed/exams taken



Percent of Grade 10 to 12 Students Enrolled in AP Courses by Ethnicity

- SDUSD has worked to broaden access to the AP curriculum as evidenced by its extensive AP course offerings. However, gaps remain.
- In 2008, Hispanic and African American students continue to be underrepresented in AP course enrollment.





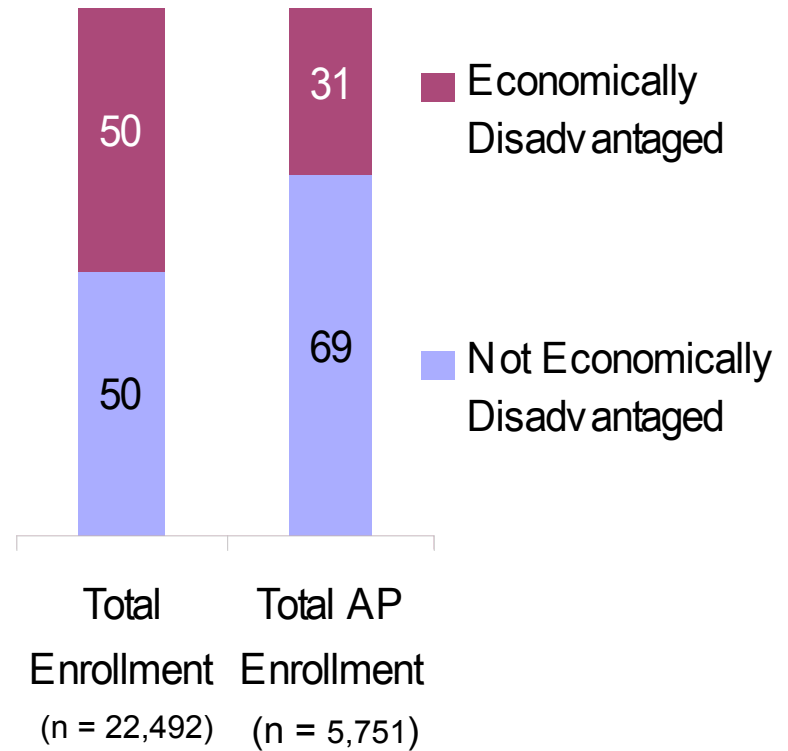
AP Examinations Pass Rate by Ethnicity, 2008

Ethnic Group	Exams Taken	Exams Passed	Pass Rate
Asian	1026	655	64%
White	3892	2280	59%
Alaskan Ind/Nat Am	60	30	50%
Hispanic	1731	698	40%
Filipino	1017	365	36%
Indochinese	819	282	34%
Pacific Islander	39	11	28%
African American	427	96	22%
TOTAL	9011	4417	49%



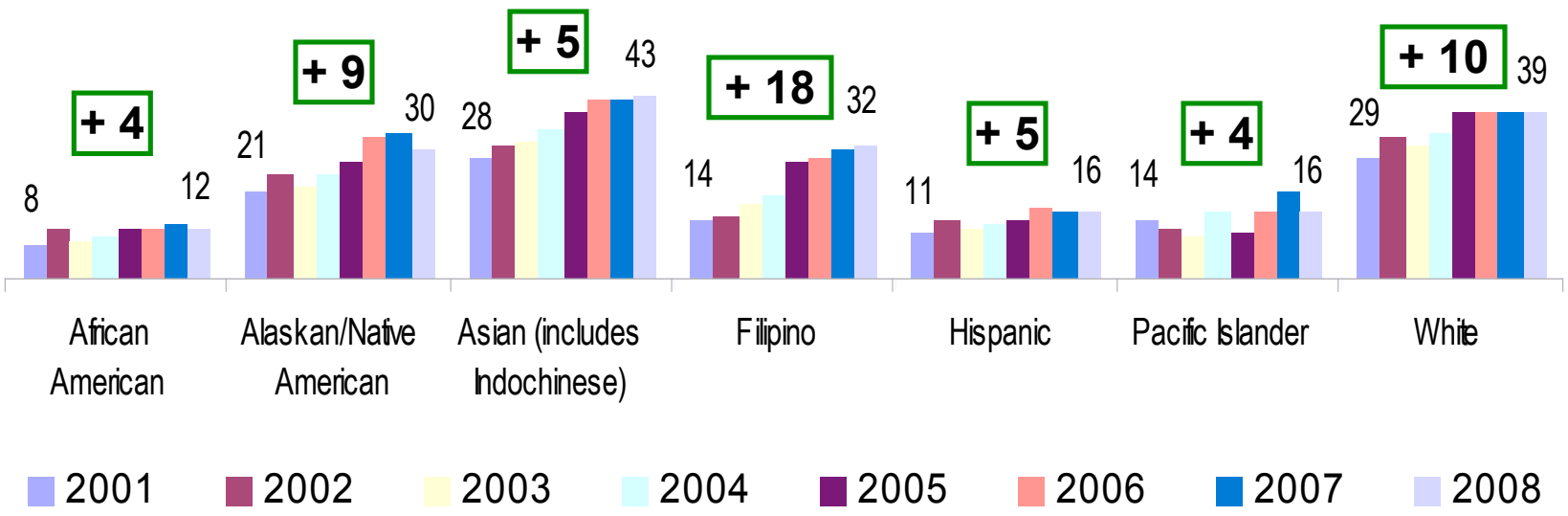
Percent of Grade 10 to 12 Students Enrolled in AP Courses by Socioeconomic Status

Similar underrepresentation in AP course enrollment is noted for socioeconomically disadvantaged students.




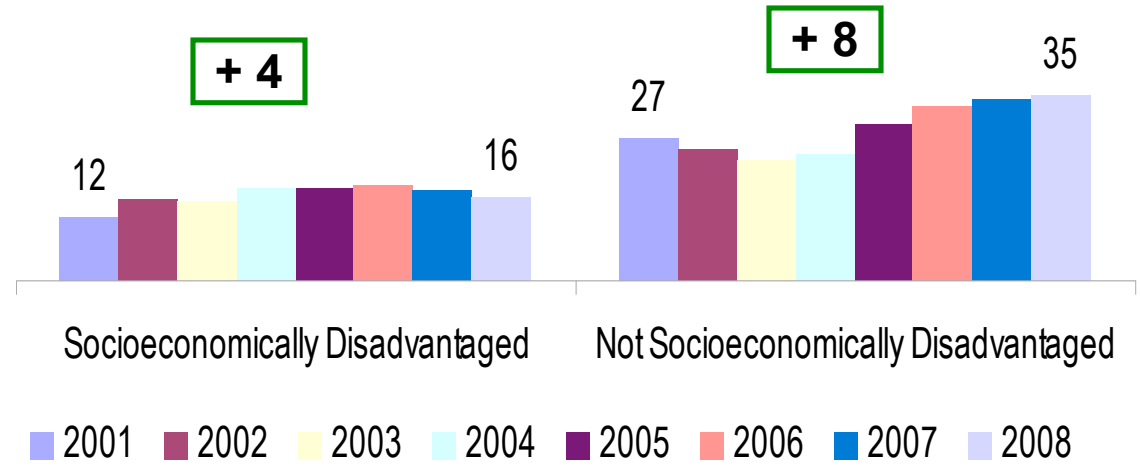


Percent of Grade 10-12 Students Districtwide Enrolled in an AP Course by Ethnicity: 2001 to 2008

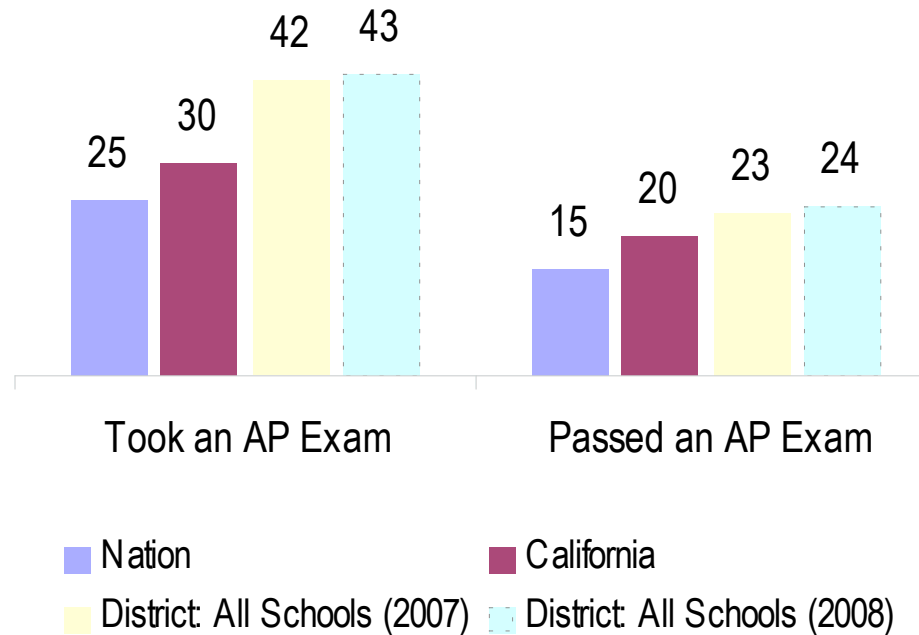




Percent of Grade 10-12 Students Districtwide Enrolled in an AP Course by Socioeconomic Status and English Language Fluency: 2001 to 2008



SDUSD Compared with the State and Nation: Percent of 2007 Graduates Who Took and Passed an AP Exam



- The College Board reports AP data as a percentage of graduating seniors who have taken and passed an AP exam during their high school years.
- SDUSD had a higher percentage of graduates both taking and passing one or more AP exams during high school than their counterparts state- and nationwide.