

California Public Schools

Advanced Placement: Student Participation

6.8% increase in the number of students participating between 2005 and 2006

In 2006: 194,940 California Public School Students took AP Exams

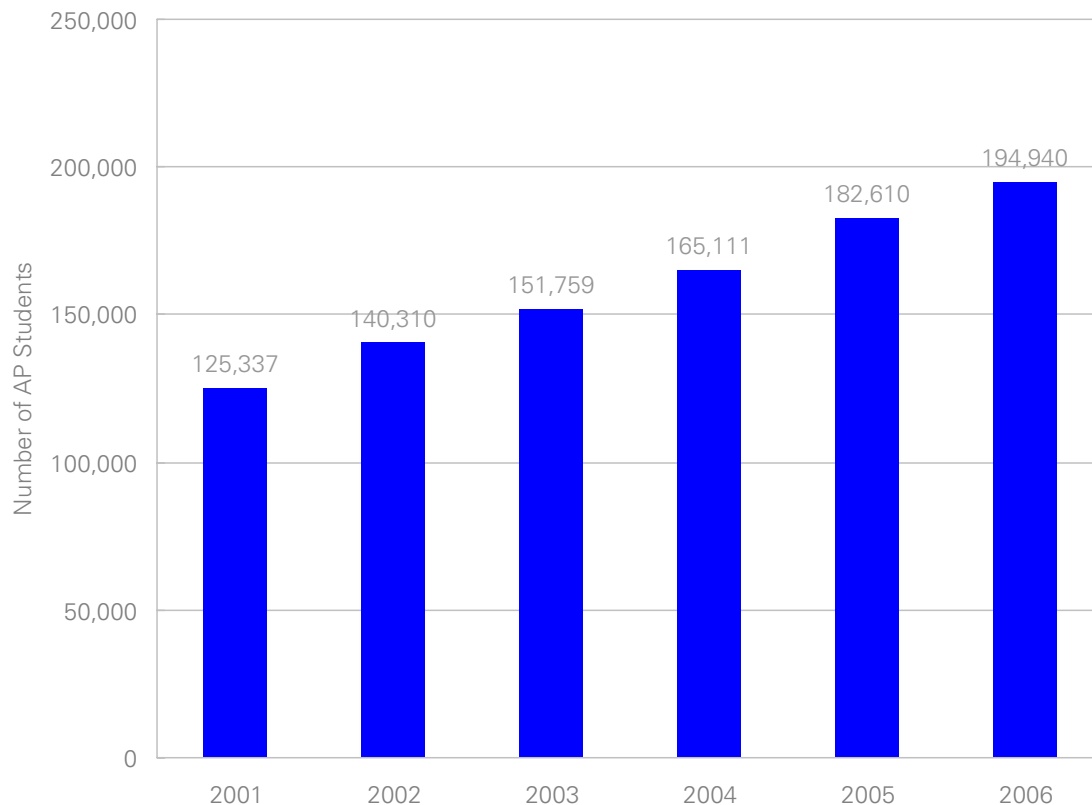
In 2005: 182,610 California Public School Students took AP Exams

In 2001: 125,337 California Public School Students took AP Exams

In 1996: 74,384 California Public School Students took AP Exams

- Since 2001, the number of California Public School students participating in AP increased by 69,603 or 55.5%.
- In comparison, between 1996 and 2001, the number of California Public School students participating in AP increased by 50,953 or 68.5%.

California Public School Student AP Participation: 2001-2006



California: AP Students by Year

California Public Schools

Advanced Placement: Exams Taken

7.2% increase in the number of AP Exams taken between 2005 and 2006

In 2006: California Public School Students took 352,059 AP Exams

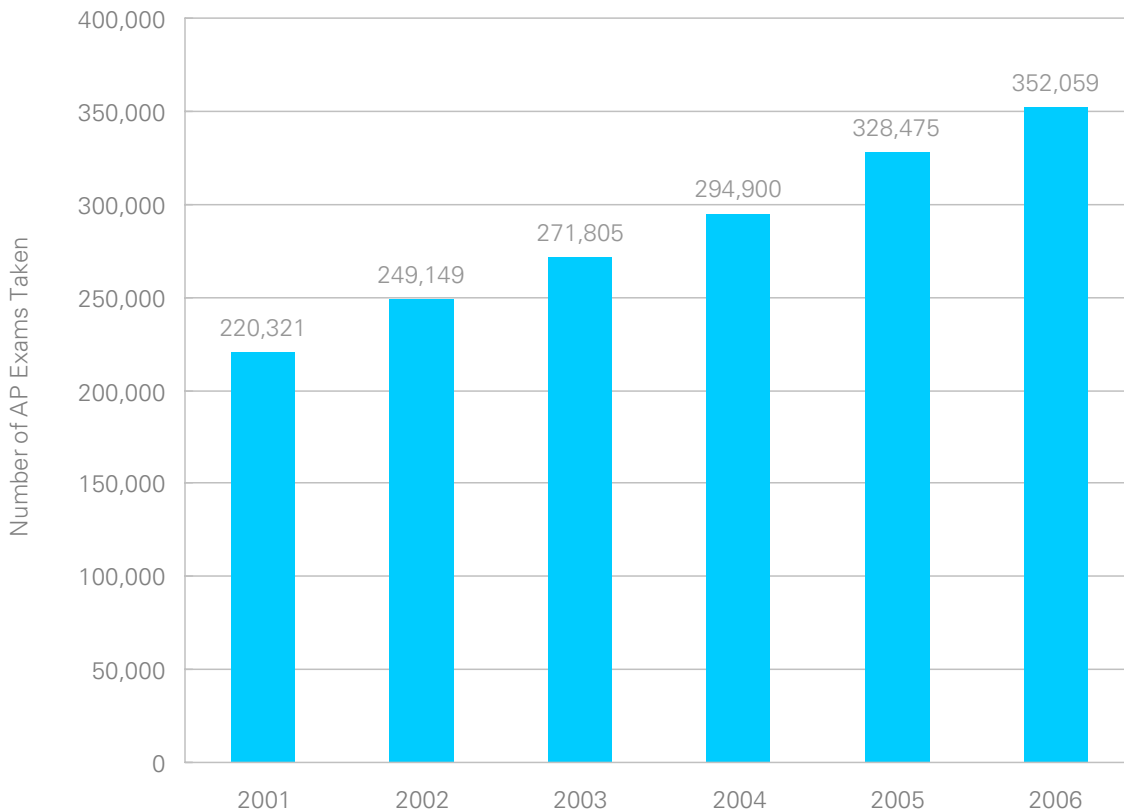
In 2005: California Public School Students took 328,475 AP Exams

In 2001: California Public School Students took 220,321 AP Exams

In 1996: California Public School Students took 120,551 AP Exams

- Since 2001, the number of AP Exams taken by California Public School students increased by 131,738 or 59.8%.
- In comparison, between 1996 and 2001, the number of AP Exams taken by California Public School students increased by 99,770 or 82.8%.

AP Exams taken by California Public School Students: 2001-2006



California: AP Exams by Year

California Public Schools

Advanced Placement: Exams Scored 3 or higher

9.0% increase in the number of AP Exams scored 3 or higher between 2005 and 2006

In 2006: California Public School Students scored 3 or higher on 200,850 AP Exams

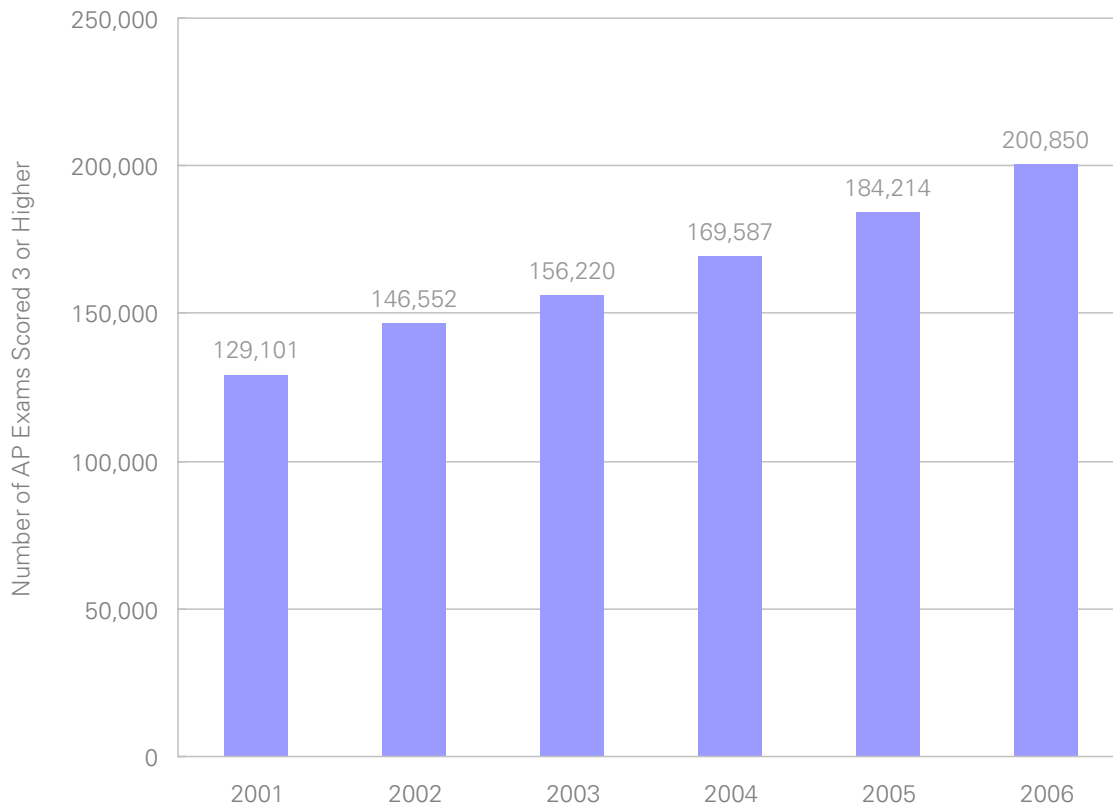
In 2005: California Public School Students scored 3 or higher on 184,214 AP Exams

In 2001: California Public School Students scored 3 or higher on 129,101 AP Exams

In 1996: California Public School Students scored 3 or higher on 76,055 AP Exams

- Since 2001, the number of AP Exams scored 3 or higher taken by California Public School students increased by 71,749 or 55.6%.
- In comparison, between 1996 and 2001, the number of AP Exams scored 3 or higher taken by California Public School students increased by 53,046 or 69.7%.

AP Exams Scored 3 or Higher by California Public School Students: 2001-2006



California: AP Exams 3 or Higher by Year

California Public Schools

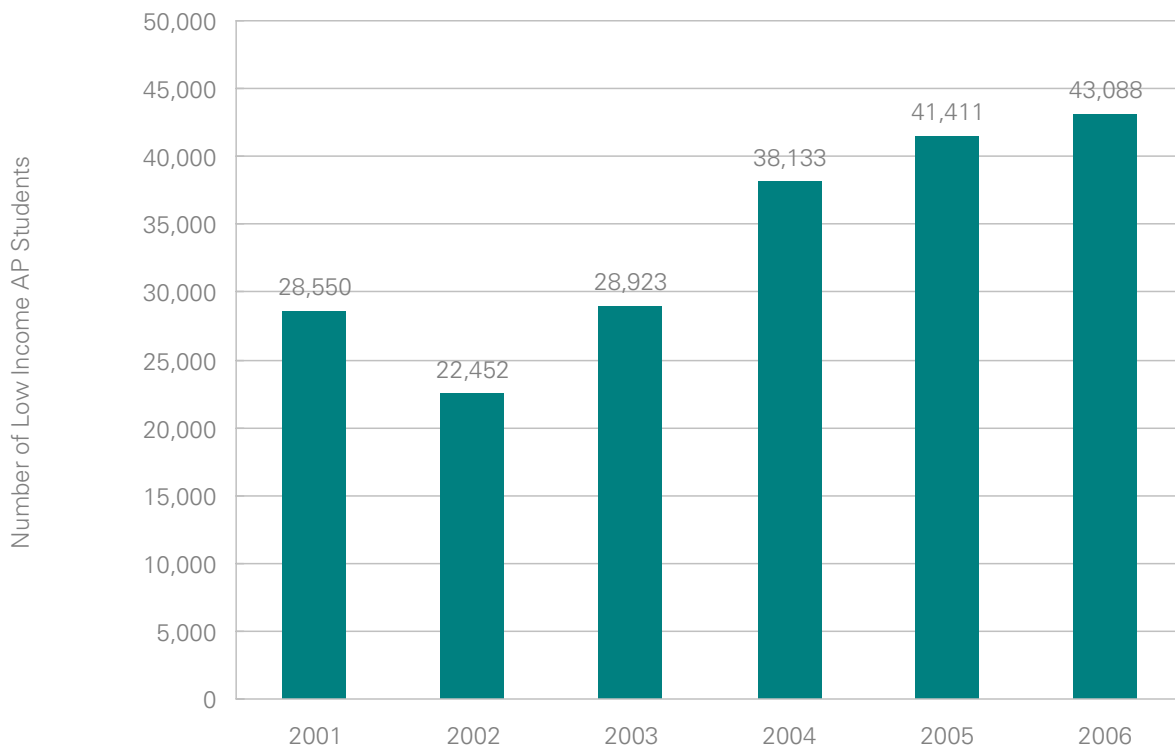
Exams Taken by Low Income Students

- Since 2001, the number of AP Exams taken by Low Income California Public School students increased by 26,203 (to 75,465).
- In comparison, the number of AP Exams taken by Low Income California Public School students between 1996 and 2001 increased by 27,108.*

Participation among Low Income Students

- Since 2001, the number of Low Income AP Public School students has increased by 14,538 (to 43,088).
- In comparison, the number of AP of Low Income AP Public School students between 1996 and 2001 increased by 14,542.*

California Public School Student AP Participation among Low Income Students: 2001-2006



California: Low Income AP Students by Year

*Low income students are identified by exam fee waivers. Fee waivers are awarded for a variety of reasons, including financial need. Prior to 2002, fee waivers were not categorized by type (financial need or other) and all exams with fee waivers were regarded as having been taken by low income students. In 2002 and thereafter, only financially motivated fee waivers are used to identify exams taken by low income students.

California Public Schools

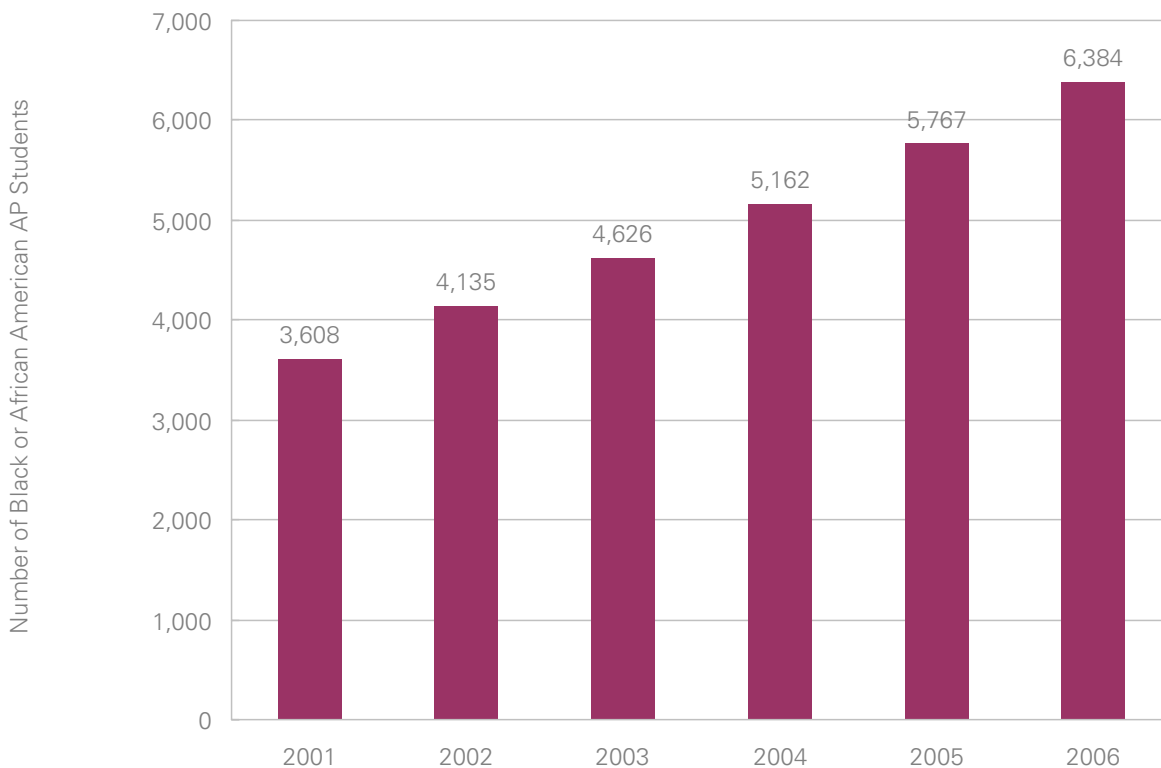
Exams Taken by Black or African American Students:

- Since 2001, the number of AP Exams taken by Black or African American California Public School students has increased by 4,599 (to 10,464).
- In comparison, the number of AP Exams taken by Black or African American California Public School students between 1996 and 2001 increased by 3,334.

Participation among Black or African American Students:

- Since 2001, the number of Black or African American AP Public School students has increased by 2,776 (to 6,384).
- In comparison, the number of AP of Black or African American AP Public School students between 1996 and 2001 increased by 1,831.

California Public School Student AP Participation among Black or African American Students: 2001-2006



California: AP Black or African American Students by Year

California Public Schools

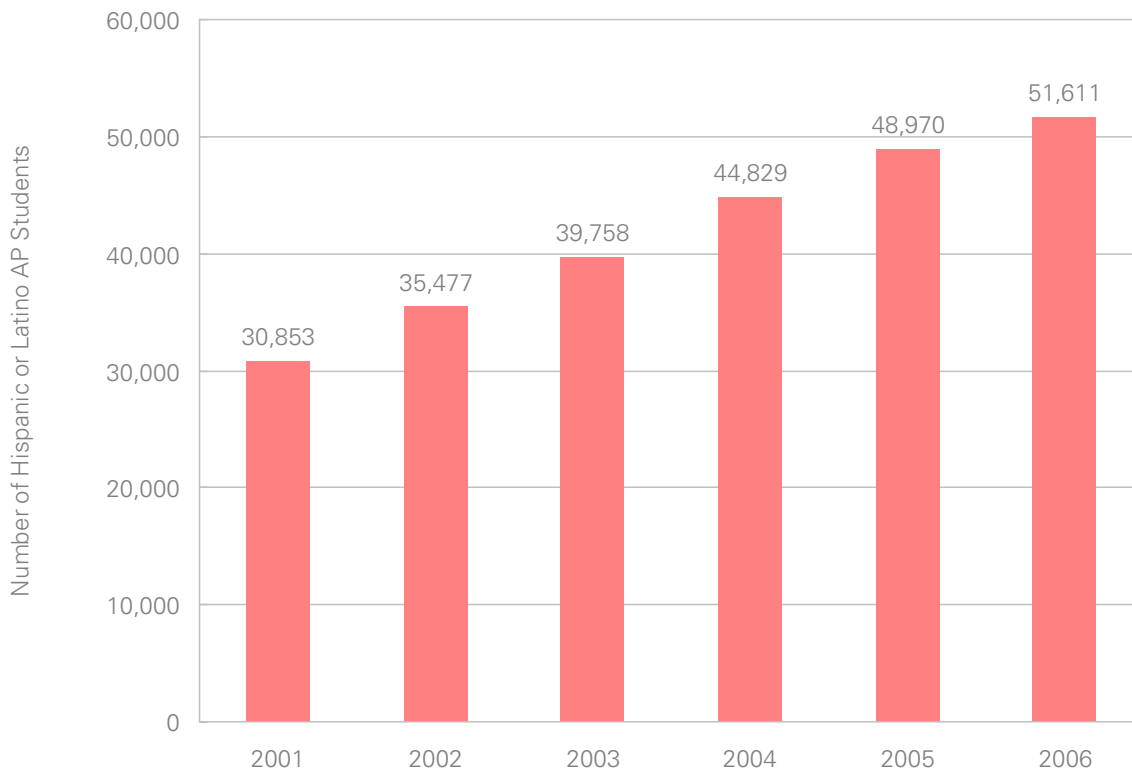
Exams Taken by Hispanic or Latino Students:

- Since 2001, the number of AP Exams taken by Hispanic or Latino California Public School students has increased by 35,065 (to 81,542).
- By contrast, the number of AP Exams taken by Hispanic or Latino California Public School students between 1996 and 2001 increased by 26,344.

Participation among Hispanic or Latino Students:

- Since 2001, the number of Hispanic or Latino AP Public School students increased by 20,758 (to 51,611).
- In comparison, the number of AP of Hispanic or Latino AP Public School students between 1996 and 2001 increased by 16,058.

California Public School Student AP Participation among Hispanic or Latino Students: 2001-2006



California: AP Hispanic or Latino Students by Year

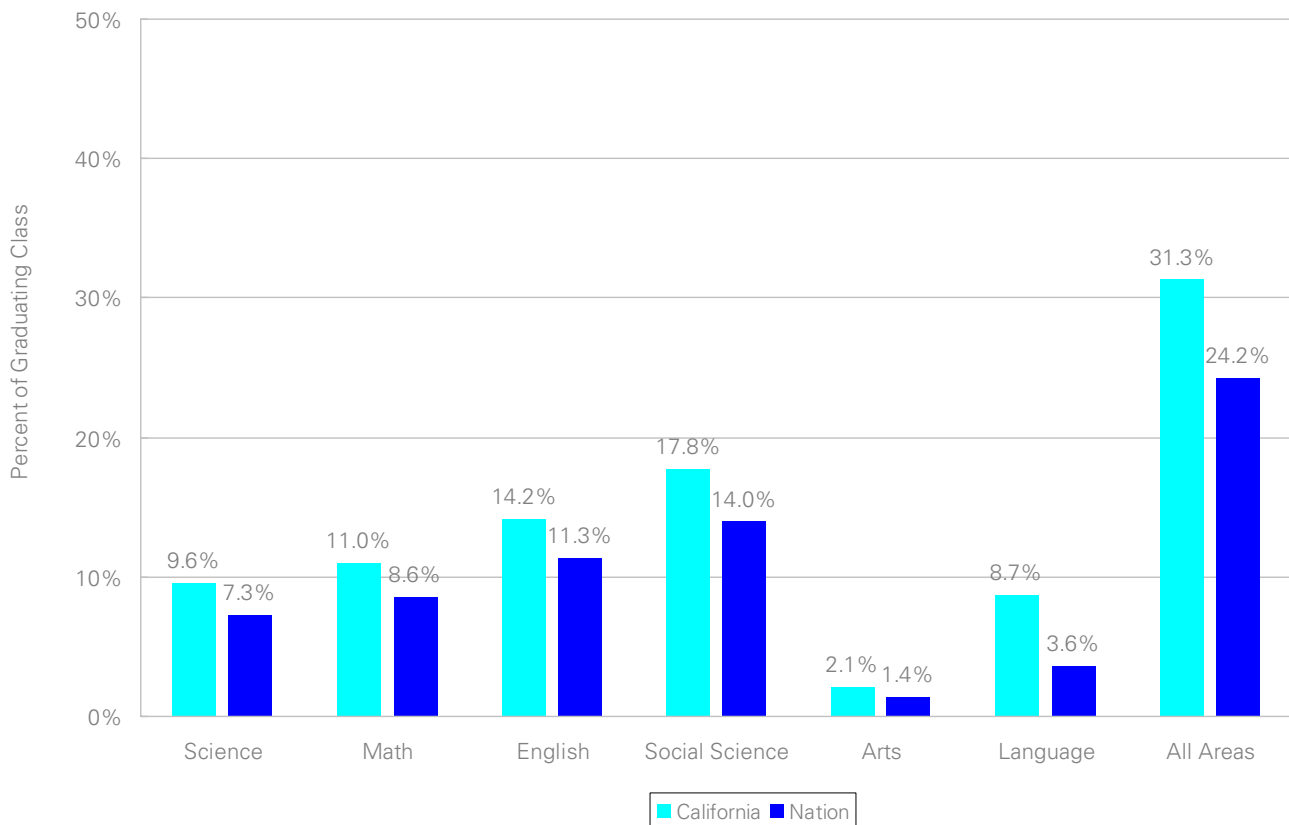
California Public Schools

Cohort Data from the Public School Graduating Class of 2006**

AP Participation: The Graduating Class of 2006

- In California, 31.3% of the Public School graduating class of 2006 has taken an AP Exam at some point in their high school career: this compares to 24.2% for the Nation.
- In California, 17.8% of the Public School graduating class of 2006 took one or more Social Science AP Exams: more than any other subject area.***

Percent of the California Public School Graduating Seniors Class of 2006 who have taken an AP Exam during High School by Subject Area



**The graduating class of 2006 is the overall number of public school students graduating from high school in 2006, as projected in *Knocking at the College Door* (2003), Western Interstate Commission for Higher Education.

***Science is comprised of Biology, Chemistry, Environmental Science, Physics B, Physics C: Electricity & Magnetism, and Physics C: Mechanics. Math is comprised of Calculus AB, Calculus BC, Computer Science A, Computer Science AB, and Statistics. English is comprised of English Language & Composition and English Literature & Composition. Social Science is comprised of Economics Macro, Economics Micro, European History, Government & Politics Comparative, Government & Politics U.S., Human Geography, Psychology, U.S. History, and World History. Arts is comprised of Art History, Music Theory, Studio Art: 2-D Design, Studio Art: 3-D Design, and Studio Art: Drawing. Language is comprised of French Literature, French Language, German Language, Italian Language and Culture, Latin Literature, Latin Vergil, Spanish Language, and Spanish Literature.

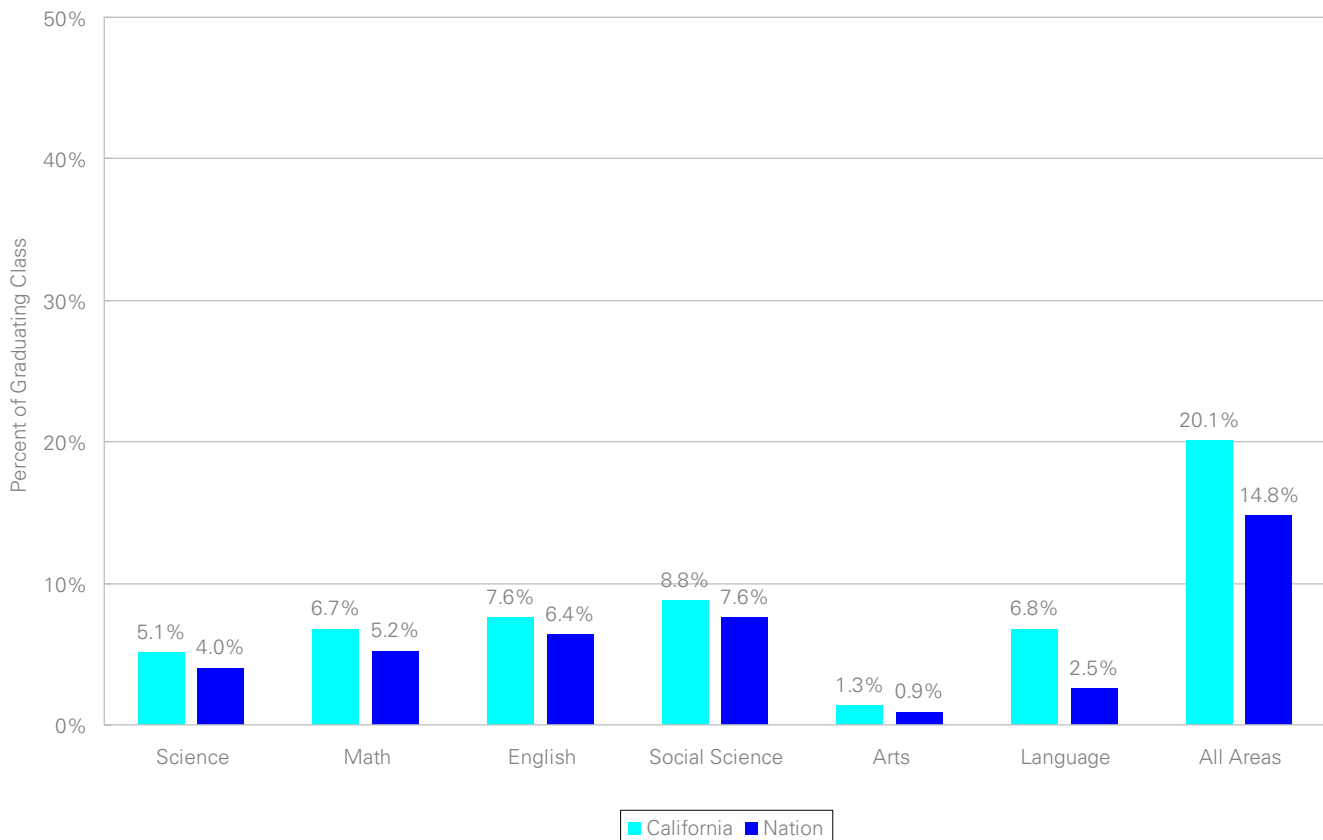
California Public Schools

Cohort Data from the Public School Graduating Class of 2006**

AP Performance: The Graduating Class of 2006

- In California, 20.1% of the Public School graduating class of 2006 scored 3 or higher on an AP Exam at some point in their high school career: this compares to 14.8% for the Nation.
- In California, 8.8% of the Public School graduating class of 2006 scored 3 or higher on one or more Social Science AP Exams: more than any other subject area.***

Percent of the AP California Public School Graduating Seniors Class of 2006 who scored 3 or higher on an AP Exam during High School by Subject Area



**The graduating class of 2006 is the overall number of public school students graduating from high school in 2006, as projected in *Knocking at the College Door* (2003), Western Interstate Commission for Higher Education.

***Science is comprised of Biology, Chemistry, Environmental Science, Physics B, Physics C: Electricity & Magnetism, and Physics C: Mechanics. Math is comprised of Calculus AB, Calculus BC, Computer Science A, Computer Science AB, and Statistics. English is comprised of English Language & Composition and English Literature & Composition. Social Science is comprised of Economics Macro, Economics Micro, European History, Government & Politics Comparative, Government & Politics U.S., Human Geography, Psychology, U.S. History, and World History. Arts is comprised of Art History, Music Theory, Studio Art: 2-D Design, Studio Art: 3-D Design, and Studio Art: Drawing. Language is comprised of French Literature, French Language, German Language, Italian Language and Culture, Latin Literature, Latin Vergil, Spanish Language, and Spanish Literature.